



We share our experience to give you the **best out of GT Support**

PROCESS AND AIMS OF USING VIVID BRIGHT 3.0

- This Pretreatment was developed to give more saturation to the printed color inks **on white and light-colored textiles**
- **Vivid Bright 3.0** increases the brilliance and contrast of colors, even after several washes. The durability of the print is increased.

Name (Amount)	Vivid Bright 3.0, 4 L (1)
Spare Part Number	N4001910

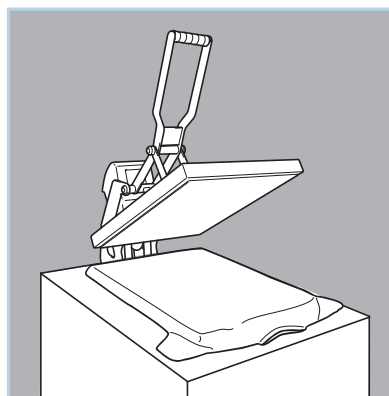
WORKFLOW

► Vivid Bright 3.0



- 19 g on 36x40 cm (14x16 inch) for white textile
- **No dilution**

► Drying the pretreatment




- 50 sec - 160°C
- Low pressure: ± 1.4 bar (20 PSI)

► Printing



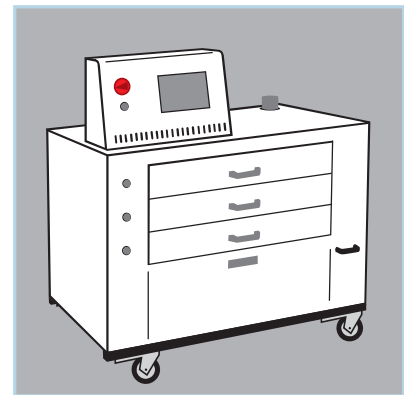
- Standard settings
- CMYK only

► Ink curing



- Press: 60 sec - 160°C
- Low pressure: ± 1.4 bar (20 PSI)

or



- Dryer: 3:30 min - 160°C

Each production line has its own environment and can work with different textiles.

This means that printing and washing tests must be carried out before starting each serial production.